



# Vestibular *precision*

The Interacoustics VNG Module offers complete oculographic analysis that is easy to administer and comfortable for the patient.

The lightweight Combi Mask is recognized as one of the best video masks available today for reasons of patient comfort and versatility in fitting on a variety of patient populations.



# VNG *system* VO425

- Efficient Vestibular Examinations

## The Challenge

Eye movement measurements play an essential part in patient diagnosis by providing the clinician with important qualitative and quantitative information. However, traditional electro-nystagmography (ENG) has the same problems inherent in most electrode-based systems, including biologic and external noise and signal drift. Electrodes consume additional time and expense and are generally an uncomfortable inconvenience for the patient. ENG does not allow the visual evaluation of eye movements.

## VNG – The Solution

Video Nystagmography (VNG) provides the solution to the limitations of previous measurement techniques.

Eye images are recorded without direct contact using high resolution cameras with infrared illumination. Setup is as fast and easy as using Frenzel glasses.

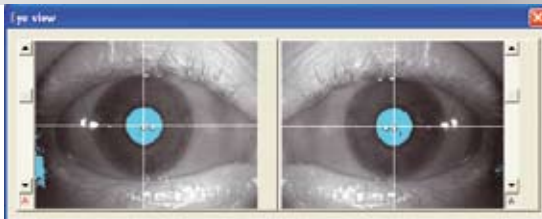
The eyes are visualized, enabling simultaneous subjective evaluation, while eye position is analyzed by digital image processing to obtain vertical and horizontal eye position.

VNG can also demonstrate eye movement patterns for teaching purposes.

Disease processes and their effects can be visualized by both patients and students while being described by the clinician.

## The Advantages

- **Fast:** eye-tracking at 105Hz binocular, 174Hz monocular
- **Accurate:** resolution 0.1°
- **Time saving:** easy setup with visual control, no need to spend time attaching electrodes
- **Easy to use:** slip on mask and start! Analysis software within Microsoft Windows
- **Complete evaluation:** standard analyses for all nystagmography tests
- **High quality printouts** of all analyses and selected raw data
- **Database:** full measurement data and analyses, GDT interface, intuitive search of patient details, supports all Interacoustics modules.
- **Objective:** positional examinations can be recorded and documented without artifact problems
- **Subjective** evaluation with nystagmus edit function
- **Firewire® camera technology:** direct goggles-to-PC video transfer



*Eye tracking algorithm registering the centre of the pupil.*





*The lightweight and comfortable combi mask offers the possibility of doing free-field-of-view as well as light occluded testing.*

## The Combi Mask

- Disposable foam rim
- Lightweight, comfortable and stable
- No need for darkened examination room
- Visual observation of both eyes
- Easy adjustments for interpupillary distance and focus
- Built-in fixation lights for visual suppression
- Default calibration for examinations in occluded view mode
- Cover can easily be fitted and removed, particularly practical with the apprehensive patient.
- Available with one or with two cameras.
- One-camera goggle allows for recording of right eye or left eye at examiner's discretion.

*Test situation for Caloric Irrigation.*

# VNG *system* VO425

- Efficient Vestibular Examinations

## VO425 – Video Oculography

The VO425 offers a complete vestibular analysis system that is easy to administer and comfortable for the patient. The VO425 provides all of the standard vestibular examinations plus the unique **VOL25 VisualLab** for optimal presentation of optokinetic stimuli. The VO425 Windows based examination software and report generator make it easy to run through a test, analyze the data and quickly generate a professional report. Depending on requirements, the VO425 is available in a binocular or monocular configuration.


The VO425 test battery is designed for complete vestibular analysis.

***Vestibulo-Ocular Reflexes may be examined with the following tests:***


- Spontaneous Nystagmus Test
- Multi Condition Test
- Bithermal Caloric Test (with normative data)

***Vestibulo-Spinal Reflexes may be examined with the following tests:***

- Saccade Test (with age dependent normative data)
- Smooth Pursuit Test (with normative data)
- Optokinetic Test (with normative data)
- Gaze



*Performing an oculomotor test and examples of included patterns for the visual stimulus system for oculomotor testing and calibration.*



## VOL25 - VisualLab

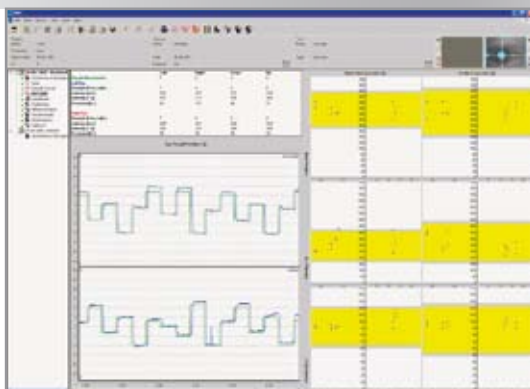
The included stand alone **VOL25 VisualLab** offers a unique selection of stimulus patterns unmatched by other systems. Choices in color patterns, scenery and image size make the VisualLab an obvious choice for the professional vestibular clinic.

***Advantages of the VOL25 VisualLab***

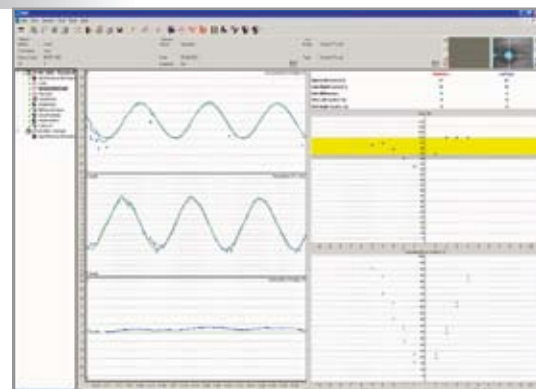
- Full visual field stimulation
- Assorted stimulus patterns
- Easy adaption to different test spaces
- Able to import custom stimuli
- Fast calibration



*VOL25 VisualLab for the VO425*



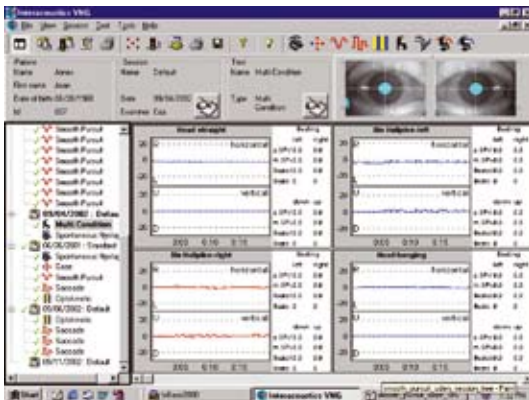
*Saccade Test Window*



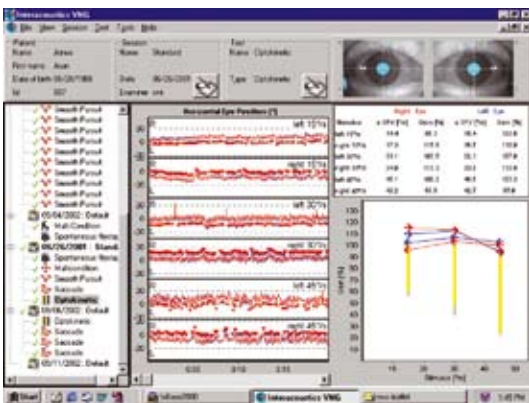
*Smooth Pursuit Test Window*

## Advantages of the software

- Create your own examination templates
- Create independent, high quality reports for each template
- View graphical data and corresponding eye positions
- Fast statistical analysis
- Normative value comparisons
- Record comments during examination
- Infrared remote control



Multi Condition Test Window

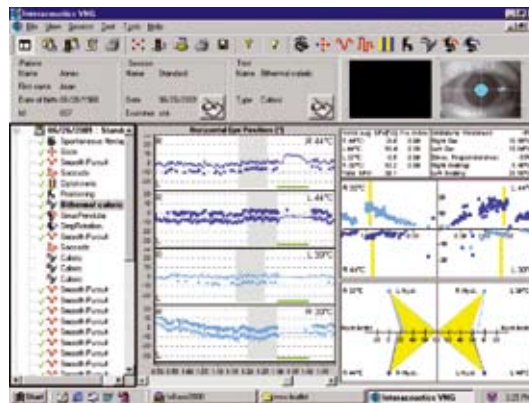


Optokinetic Test Window

## Examination Templates and Test Views

The *Examination Designer* allows the creation of your own test protocol. Once the protocol is defined you can step through the examination by simply pressing a footswitch. It couldn't be any easier!

During the examination the test view provides you with graphical data and immediate »*On Line Analysis*« while simultaneously displaying the eye images for subjective control during the exam. The examiner can even type in comments while the test is in progress. These features greatly reduce the number of time consuming steps often involved in generating test data.



Caloric Irrigator Test Window

# VNG *system* VO425

- Efficient Vestibular Examinations



## PC-based System

The VO425 is a PC-based system that includes a flat screen monitor, keyboard, mouse and pre-installed software. The convenience and ease of using a PC means you spend less time learning how to use the equipment. Just connect the peripherals and you can get started right away.

## Additional Options

- Reader station for remote data access
- Setup to record rotary chair movement
- Recording to VCR or DVD-R



## The Database

The integrated extensive database provides a practically unlimited storage capability. The database works not only with VO425 but also accepts data from Interacoustics audiometers, impedance bridges and hearing aid analyzers.



# General Technical Specifications

## Standards:

EN60601-1 (General safety)  
EN60601-1-1 (Safety of system)  
EN60601-1-2 (EMC)

## Medical CE-mark:

Interacoustics A/S meets the requirements of the Annex II of the Medical Device Directive 93/42/EEC. Approval of the quality system is made by TÜV – identification no. 0123.

## PC Requirements:

Windows XP SP2, DirectX 9.0c  
Core 2 Duo CPU  
1 GB RAM  
Two available USB ports  
One free VGA connector – for PC based visual stimuli  
5 GB free HDD space for video recording – depending on amount recorded.  
Built-in Firewire connector

## Laptop Requirements:

Windows XP SP2, DirectX 9.0c  
Core 2 Duo  
1 GB RAM  
Two available USB ports  
One free VGA connector – for PC based visual stimuli  
5 GB free HDD space for video recording – depending on amount recorded.  
Built-in Firewire connector

## Examination Templates:

Several default examination templates included. As many examination templates as desired may be designed and added by examiner.

## OtoAccess™ Database:

Database: SQL  
Data format: XML  
Full network capability  
Unlimited storage. Patient demographic data. Patient Journal.  
May also include data from Interacoustics® audiometers, impedance audiometers, and hearing aid analyzers.  
Easy back-up function.

## Recording:

Monocular/2 channel up to 105Hz and binocular/4 channel up to 174Hz.

## Data Acquisition:

Method: Infra-red illuminated eye image captured by camera module.  
Tracking: From cross hair movement.  
Dynamic Range: +/- 30 degrees horizontal and +/- 25 degrees vertically .

## Data Analysis:

Continuous analysis with eye velocity determined from each data point, providing continuous appraisal of eye movement patterns. Discrete analysis offers appraisal of each nystagmus beat and may be preferable in cases of sporadic or weak nystagmus responses.

## Stimuli Available with VisualLab VOL25:

- Colors and targets entirely user defined.
- Optokinetic - horizontal and vertical stimulation available. User designed jpeg stimuli can be imported. Also chessboard, stars and stripes available.
- Smooth pursuit - sinusoidal/linear, with or without acceleration.
- Saccade - horizontal/vertical.
- Gaze.

## Reports:

One page displaying statistical data for four tests.  
One page holding traces, display diagrams, statistical data for one test.  
Easy to use templates with default settings for audiology and oto-neurology clinics.

## Normative Data:

Implemented in software.

## Networks:

May be connected to a network. Then testing may be monitored from any reader station. Subsequent editing, including nystagmus analysis may be carried out from any networked PC.

## Help:

On-line help through electronic operation manual.

## Number of tests per session:

Virtually unlimited.

## Number of sessions per patient:

Virtually unlimited.

## Video Recording:

Synchronized replay and curve display including sound  
Buffered recording  
Unlimited recording period  
Export function  
Fast/normal/slow motion replay mode

## Manual Nystagmus Edit Function:

Add or remove nystagmus  
Redefine culmination phase

## Included Parts VO425b:

Installation CD  
Combi mask  
Disposable combi mask pads - includes 1 box/24 pieces  
Infrared remote control  
Firewire hub with power supply  
Video projector  
VOL25 VisualLab  
Otoaccess™ database software  
Warranty card  
Operation manual

## Options VO425b:

Isolation transformer  
Irrigator  
Computer package



83002602-US - 3 - 09/2007

## Interacoustics USA

Phone: 1-800 947 6334  
Fax: 1-952-903-4100  
E-mail: [info@interacoustics-us.com](mailto:info@interacoustics-us.com)  
Web: [www.interacoustics.com](http://www.interacoustics.com)  
Mail: 7625 Golden Triangle Drive  
Eden Prairie, MN 55344

